



IECEX Ex TEST REPORT COVER

ExTR Reference Number	DE/BVS/ExTR13.0110/00	
ExTR Free Reference Number.....	DE/BVS/13/2192	A 20120541
Compiled by + signature (ExTL).....	Dipl.-Ing. Ralf Leiendecker	<i>Ralf Leiendecker</i>
Reviewed by + signature (ExTL)	Dipl.-Ing. Stephan Ruhнау	<i>Stephan Ruhнау</i>
Approved by + signature (ExCB).....	Dr.-Ing. Michael Wittler	<i>Michael Wittler</i>
Date of issue.....	2013-10-02	

Ex Certification Body (ExCB)	DEKRA EXAM GmbH
Address	Dinnendahlstr. 9 44809 Bochum, Germany

Ex Testing Laboratory (ExTL)	DEKRA EXAM GmbH
Address	Dinnendahlstr. 9 44809 Bochum, Germany

Applicant's name	holthausen elektronik GmbH
Address	Wevelinghoven 38, 41334 Nettetal, Germany




Standards	IEC 60079-0:2007 Ed.5 IEC 60079-1:2007 Ed.6 IEC 60079-31:2008 Ed.1
Test procedure	IECEX Scheme
Test Report Form No.....	ExTR Cover_BVS
TRF Originator.....	DEKRA EXAM GmbH

IECEX Test Report National Differences attached	:	(<u>Yes</u> / <u>No</u>)
---	---	----------------------------

Instructions for Intended Use of Cover Sheet:
 This document is to be compiled and reviewed by the ExTL, with the ExCB giving the final approval, or compiled by the ExCB without the involvement of the ExTL. It is to serve as the sole cover for an ExTR package, which may be comprised of a single ExTR document or multiple ExTR documents. This ExTR Cover is to be completed and attached to the completed ExTR package.

Copyright © 2006 International Electrotechnical Commission Scheme for Certification to Standards Relating to Equipment for use in Explosive Atmospheres (IECEX), Geneva, Switzerland. All rights reserved.

This publication may be reproduced in whole or in part for non-commercial purposes as long as the IECEx is acknowledged as copyright owner and source of the material. IECEx takes no responsibility for and will not assume liability for damages resulting from the reader's interpretation of the reproduced material due to its placement and context.

Test item description	Vibration monitor
Trademark	ESW [®]
Model/type reference	Type ESW [®] -HOL6../Ex ...
Manufacturer	holthausen elektronik GmbH
Address	Wevelinghoven 38, 41334 Nettetal Germany
Code (e.g. Ex __ II__ T__)	Ex d IIC T6 Gb Ex tb IIIC T80°C Db
Rating	rated voltage: Dc 24 V maximum voltage: Dc 30 V rated power: 2,4 W current of analogue output up to 20 mA Voltage of potential-free switch contact up to 30V Current of potential-free switch contact up to 1A
Copy of Marking Plate Example	
 wevelinghoven 38 D-4 1334 nettetal www.esw.eu	
TYPE : ESW [®] -HOL6../Ex ...	
: -40°C ≤ T _{amb} ≤ +65°C  : II2G Ex d IIC T6 Gb : II2D Ex tb IIIC T80°C Db : IP68	
Ser. Nr.: Monat Jahr - Ser.Nr.	
ATEX Zul. Nr.: BVS 08 ATEX E 089 X  0035	
IECEX Zul. Nr.: IECEX BVS 13.#### X	

Particulars: test item vs. test requirements	
Classification of installation and use	: portable / stationary / hand-held
Ingress protection	: IP68
Rated ambient temperature range (°C)	: -40 °C ... +65 °C
General remarks:	
The vibration monitor had been tested according to the European Directive RL 94/9/EG (ATEX). Basis for the tests were as well IEC 60079-0:2007, IEC60079-1:2007 and IEC 60079-31:2008 (BVS 08 ATEX E 089 X bases on Test Report BVS 08.2119 EG).	

General product information:

Subject and Type

Vibration monitor type ESW[®]-HOL6../Ex ...

Description

The vibration monitor type ESW[®]-HOL6../Ex ... is manufactured to meet the requirements of the type of protection Flameproof Enclosure 'd' and Protection by Enclosure 'tb'. It is intended to protect machines against non-permissible vibration and for the use in atmospheres where combustible gases or dusts are present.

Routine verifications and tests

The routine test as specified in 16.1.1 of IEC 60079-1:2007 may be omitted as the overpressure test according to 15.1.3.1 of said standard was carried out successfully with a pressure of four times the reference pressure.

Special conditions for safe use

The dimensions of the flameproof joints are in parts other than the relevant minimum or maximum values of IEC 60079-1:2007. For information on the dimensions of the flameproof joints contact the manufacturer.

The enclosure has to be integrated into the potential equalisation of the machine to be monitored; this can be done either via the fastenings or via the connecting terminal.

The free cable end of the vibration monitor has to be connected either in an enclosure in one of the types of protection stated in sec. 1 of IEC60079-0:2007 or outside the explosive atmosphere.

In applications in Zone 21 it must be ensured when installing the connection cable that electrostatic charging cannot lead to ignitable discharges.

For the vibration monitor it has to be used a certified cable entry and a cable usable for a minimum service temperature from -40 °C up to +90 °C.

Manufacturer's Documents			
Title:	Drawing No.:	Rev. Level or Date: (yyyy.mm.dd)	sign: (yyyy.mm.dd)
Ex relevant extract from Operation Instructions (7 pages) **	Document: hol600_ex_hd_auszug.doc	20.02.2013	18.09.2013
Description (1 page) **	Document: hol600_ex_beschreibung_2013.doc	20.02.2013	18.09.2013
Technical Data (1 page) **	Document: hol600_ex_001_td_d.doc	20.02.2013	18.09.2013
change description (1 page) **	Document: hol600_ex_nachtrag_2013.doc	20.02.2013	18.09.2013
marking label (1 page) **	-	-	18.09.2013
Drawing *	315.0020	04.07.1996	16.11.2001
Drawing *	315.0020.2	01.12.1997	16.11.2001
Drawing *	315.0020.3	01.12.1997	16.11.2001
Drawing *	315.0020.1A	06.10.2005	10.10.2005
Part list *	mechanische Bauteile ESW TYPE HOL6../Ex	-	10.10.2005

* = These documents are stated in the BVS test report BVS PP 01.2127 EG

** = These documents are stated in the BVS test report BVS PP 08.2119 EG